


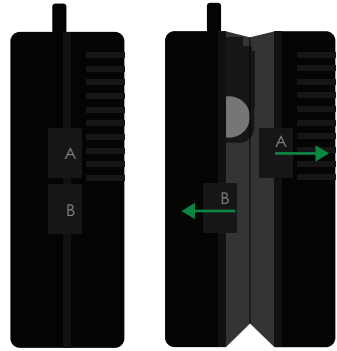
Instructions for inserting batteries in the Biozoon Unit Air Set

Step 1



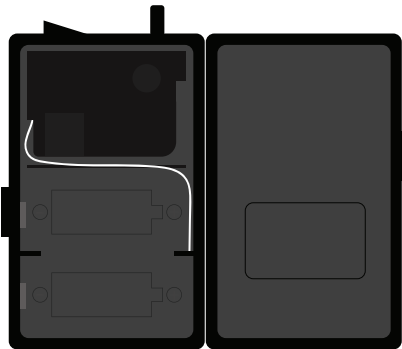
- Ensure the Biozoon unit is on a flat surface.
- Have your x2 D Cell batteries ready.

Step 2



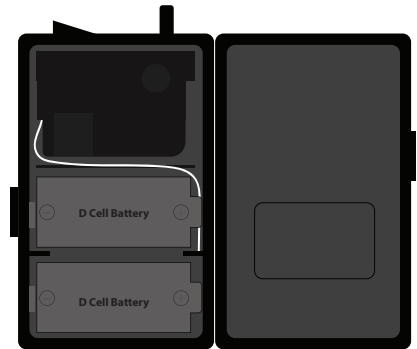
- Place the Biozoon unit on its side.
- Either clip goes in opposite direction.
- Slightly apply pressure up on clip A.
- Sliding something under clip A may help.

Step 3



- Once opened leave the Biozoon unit flat on a surface.

Step 4



- Insert x2 D cell batteries.
- Ensure batteries are inserted the correct way.
- Please use new batteries only.
- Close case and hear click to secure close.